

Measure capacity and volume in millilitres

Notes and guidance

In this small step, children begin to explore capacity and volume. They can find the concept of capacity and volume confusing and often use the terms interchangeably. Capacity is the maximum amount of liquid a container can hold when full, whereas volume refers to the specific amount of liquid in a container.

In this step, children only explore millilitres as a measure of capacity or volume.

It is important to address the common misconception that taller containers always have a greater capacity. Giving children time to fill and pour liquids from a range of containers can support them in this, as well as helping them become more confident with estimating capacities.

Things to look out for

- Children may confuse the terms “capacity” and “volume”.
- Children may think that taller containers have a greater capacity.
- Children may find interpreting scales difficult, for example working out what the marked increments represent and also halfway between two marks.

Key questions

- What is the difference between capacity and volume?
- What is the capacity of the container? How do you know?
- What is the difference between the start and end values on the scale?
- How many equal intervals are there?
- What is each interval worth?
- How can you work out halfway between two marks?
- What unit is the volume/capacity measured in?

Possible sentence stems

- The scale has been split into _____ equal parts, so each mark represents _____ ml.
- The water is full to the _____ mark, so the volume of water is _____ ml.

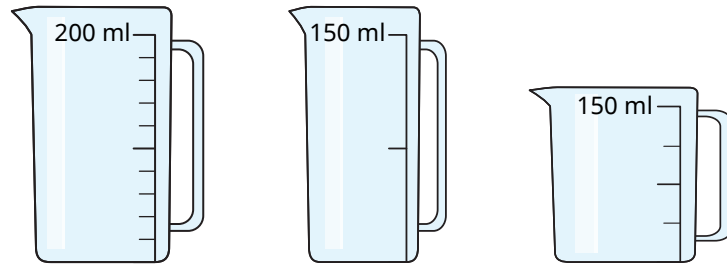
National Curriculum links

- Measure, compare, add and subtract: lengths (m/cm/mm); mass (kg/g); volume/capacity (l/ml)

Measure capacity and volume in millilitres

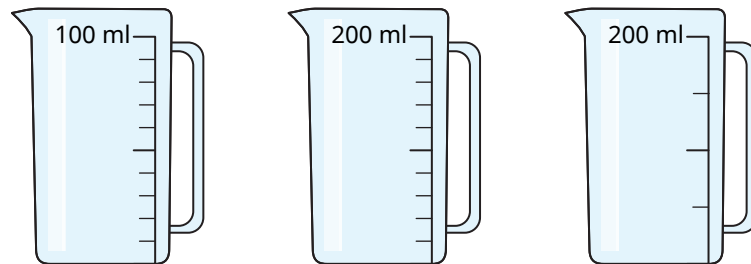
Key learning

- What is the capacity of each jug?



- Label the divisions on the scales of the jugs.

Complete the sentences to help.

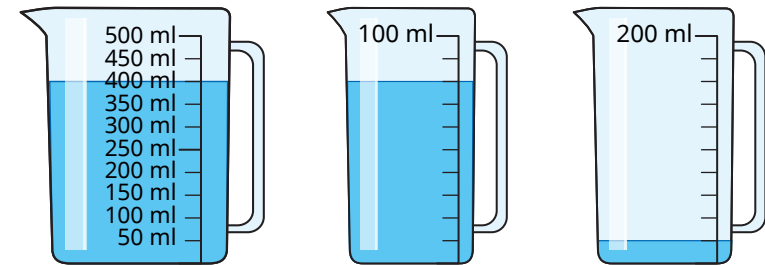


The difference between the start and end values on the scale is _____

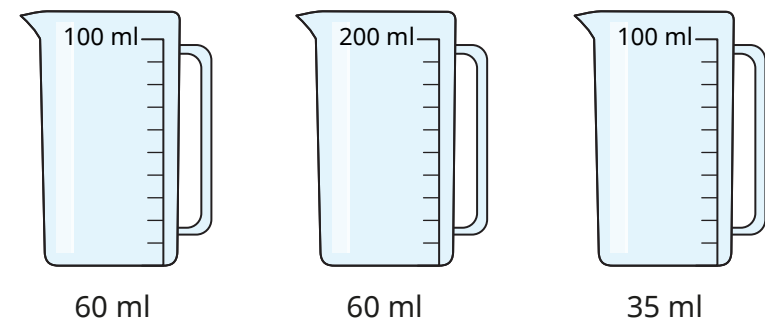
There are _____ equal intervals.

_____ ÷ _____ = _____

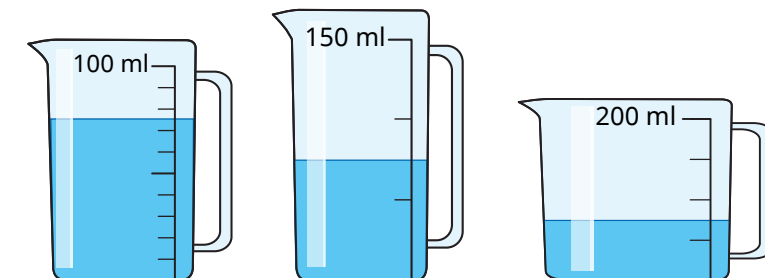
- What is the volume of water in each jug?



- Colour the jugs to show where the given amount of water will reach.



- What is the volume of water in each jug?

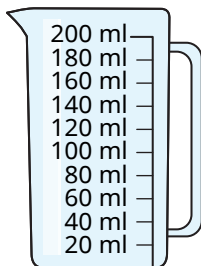


Measure capacity and volume in millilitres


Reasoning and problem solving

Tiny needs 150 ml of water.


A



B

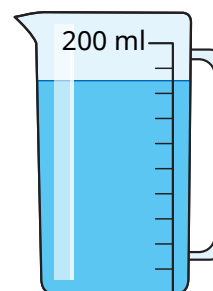


I cannot use
either of these
jugs to measure
150 ml.



Do you agree with Tiny?
Explain why.

No



Cup A has a capacity of 30 ml.

Cup B has a capacity of 20 ml.

How many cups can be filled so that
there is no water left in the jug?

How many different answers
can you find?

multiple possible
answers, e.g.
1 of cup A and
7 of cup B